

Q4 2019

Economic Outlook



thankful

2017-2019
Accomplishments





YEAR OVERVIEW // OCTOBER 2017 - SEPTEMBER 2019

- Musee • Fastenal • Malouf Construction • Jaguar-Land Rover-Audi • Quality Team-1
- Topre • Vertex Aerospace • B&B Electrical & Utility Contractors, Inc. • Logista
- Systems Electro Coating • The Village at Madison

11

Projects Won

742

Jobs Committed

\$88,850,000

Investments Committed

\$52,522.50

Average Annual Wage

\$1,286,292

Madison CCS Estimated Revenue

\$1,185,000

Grants Awarded



Purchased 325 acres of Industrial Property



Achieved Work Ready Community Status



Announced Industry Donation Agreement



Initiated Quarterly HR Roundtables




Initiated Quarterly Economic Updates



Madison County Developments

Progress from Q1-Q4





Fastenal Distribution Center

Q1 2019



Fastenal
Madison County
Distribution Center

- 264,000 SF
- \$ 11.5 Million Investment
- More than 100 jobs



Fastenal Grand Opening



B & B Electric Expansion
Q1 2019



B & B Electric Expansion



MMC Materials
Q1 2019



MMC Materials

HORNE Q1
2019





HORNE
Q4 2019

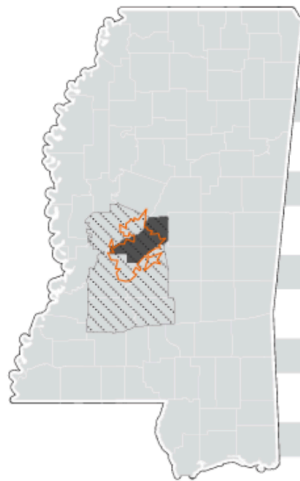
thankful

Economic
Advantages



MCEDA Economic and Workforce Overview Comparison

[View Infographic PDF \(598KB\) »](#)



**Jackson, MS
MSA**

DRIVE TIME
30-MIN

45-MIN

**MADISON
COUNTY**



	Jackson, MS MSA	30-MIN	45-MIN	MADISON COUNTY	MISSISSIPPI	UNITED STATES
POPULATION	578,565	499,774	653,119	102,212	2,986,220	-
POPULATION GROWTH	0.4%	-	-	1.8%	0.3%	0.8%
LABOR FORCE	61.9%	63.9%	61.3%	68.5%	57.5%	63.3%
PRIME-AGE LABOR FORCE	79.6%	82.3%	79.7%	85.9%	76.5%	81.6%
MEDIAN AGE	36.0	36.0	36.3	37.0	36.9	37.7
EDUC. ATTAINMENT, 25-64	88.8%	90.0%	88.4%	93.1%	85.5%	88.4%
MEDIAN HOUSEHOLD INCOME	\$49,381	\$55,236	\$50,905	\$68,624	\$42,009	\$55,322
MEAN COMMUTE TIME	24.4	23.5	24.1	22.1	24.4	26.1
COST OF LIVING	88.5	89.3	88.4	97.7	83.6	100
UNION RATE	4.1%	4.1%	4.3%	4.0%	5.7%	10.7%

SOURCE: JctosEQ Data as of 2018Q3

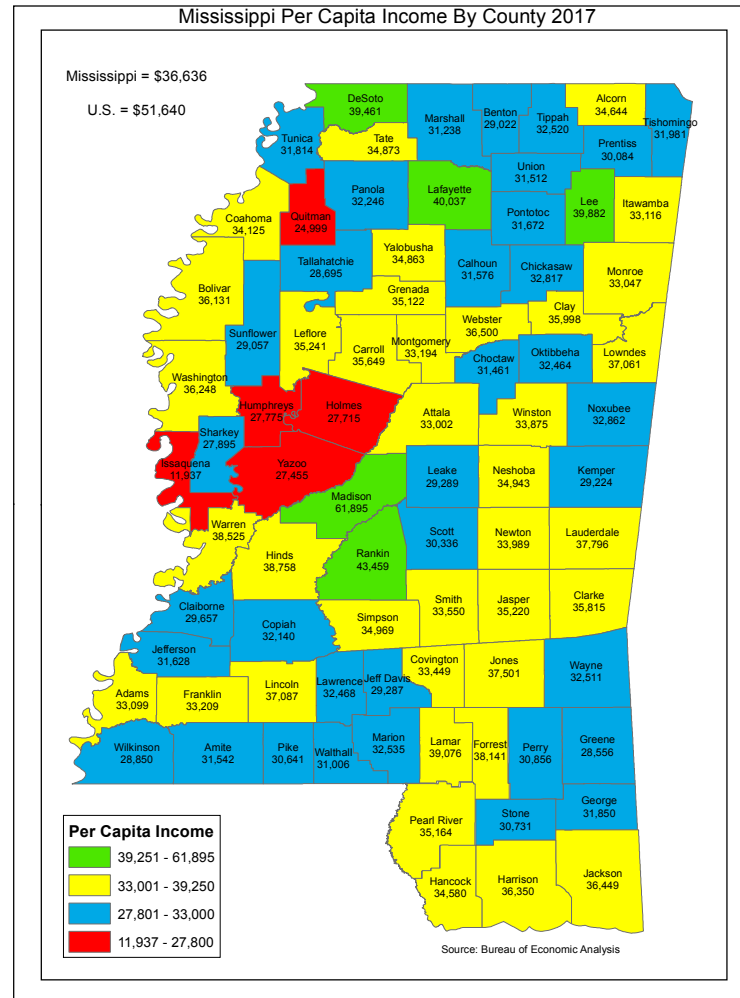
Mississippi	5.2
U.S.	3.3



Mississippi 1,283,500



- Per Capita Income (\$61,895)
- Highest Percentage of High School Graduates (90.9%)
- Highest Percentage of College Graduates (46.5%)



Projects (October 2018-Present)

Project Code	Jobs	Annual Wages	Investment	Site	Source
Project A	20	\$38,000	\$500,000	CMIC	MCEDA
Project B	450	\$26,000	\$25,000,000	Sorrento II/ Collaboratory	MCEDA
Project C	100	\$125,000	\$1,000,000,000	Megasite	Entergy
Project D	161	\$57,803	\$11,502,257	Sowell Road/CCIC	MCEDA
Project E	250	\$25,000	\$3,000,000	CCIC	MDA
Totals	981	\$40,320.81	\$1,040,002,257		



I'd always end up broken down on the highway. When I stood there trying to **flag** someone down, **nobody stopped**. But when I **pushed my own car**, other drivers would get out and **push with me**. If you want help, **help yourself** – people like to see that.



-Chris Rock

IG | @motivationattitudesuccess



Site Development Grants


\$450,000 from the Delta Regional Authority

\$250,000 from the Mississippi Development Authority

\$15,000 from Entergy Mississippi



Madison County Mega Site Entrance





Entergy®

Entergy Mississippi

Powering Up Madison County Mega Site

\$57 million substation at the Madison County Mega Site

Will provide 80 megawatts of electric power at first with capacity to provide up to 300 MW

Triple redundancy- critical to providing large industries with uninterrupted power from three independent, highly reliable sources.

Break ground in December of 2020 and scheduled to be completed in December 2021.

The only place
Success
comes before
Work
is in the dictionary.

-Vincent Lombardi

